



First year of $B \rightarrow hh$ data: impact of misalignments

Jacopo Nardulli & Eduardo Rodrigues

Outline

- Alignment issues [Will treat only $B \rightarrow \pi\pi$]*
- 0.01/fb*
- 0.1/fb*
- 0.5/fb*
- What is needed & conclusions*
- Ongoing studies*



Statistics roughly corresponding to 0.01, 0.1 and 0.5/fb

*To produce sets corresponding to 0.01, 0.1 and 0.5/fb
we run on $B_d \rightarrow \pi \pi$ DSTs.*

At the end we have three sets

→ 1 set with $\sim 0.01/\text{fb}$

→ 1 set with $\sim 0.1/\text{fb}$

→ 1 set with $\sim 0.5/\text{fb}$

[In DC04 the annual yield was $\sim 36\text{k}$ events, for $2/\text{fb}$]

We repeat this three times:

Perfect, Software and Hardware alignment



Number of events

	<i>0.01/fb</i>	<i>0.1/fb</i>	<i>0.5/fb</i> <i>(not enough statistics)</i>
<i>Perfect Alignment</i>	<i>205</i>	<i>2093</i>	<i>7339</i>
<i>Software Alignment</i>	<i>166</i>	<i>1429</i>	<i>5322</i>
<i>Hardware Alignment</i>	<i>93</i>	<i>487</i>	<i>551</i>



Why ?

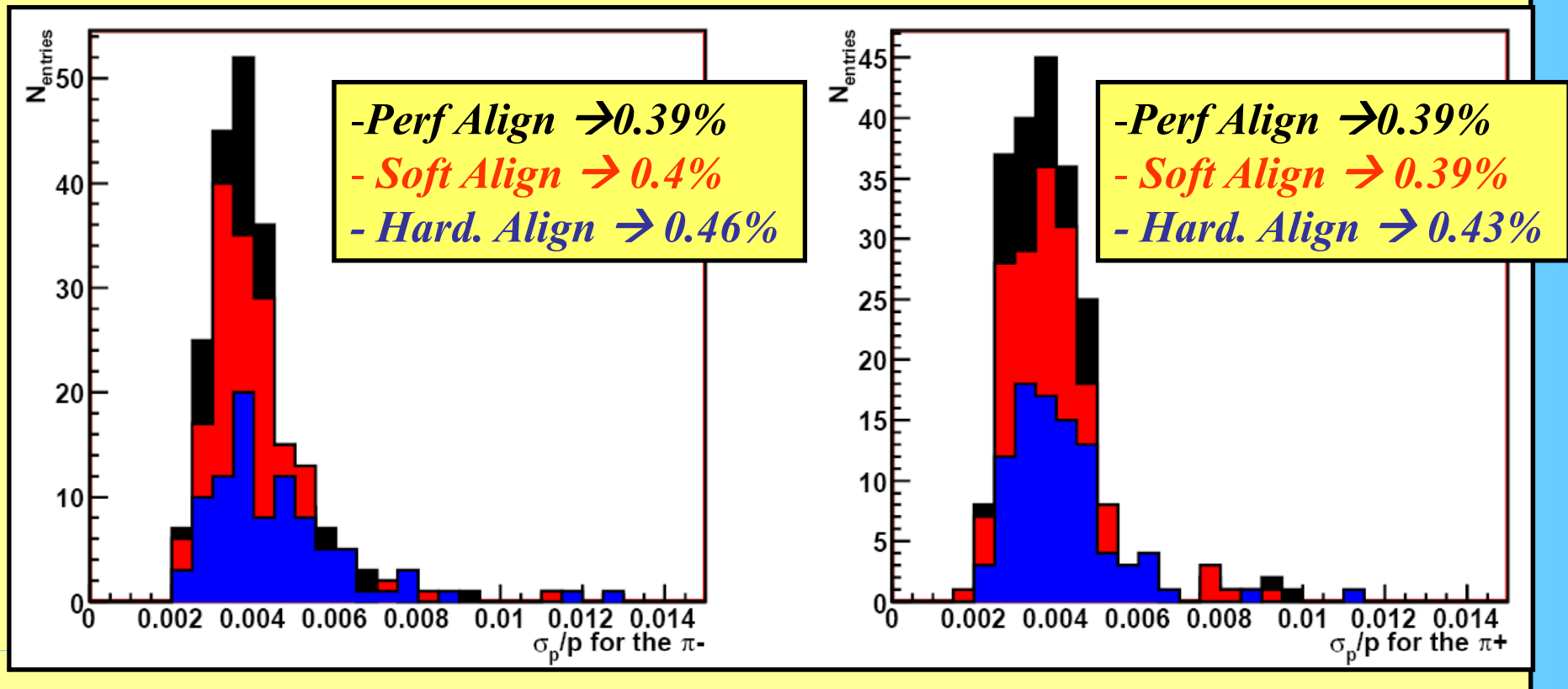
Pattern recognition efficiency

Perfect Alignment	$\mathcal{E}_{Forward} \sim 86\%$ $\mathcal{E}_{Match} \sim 81\%$	$\mathcal{E}_{Velo3D} \sim 97\%$
Software Alignment	$\mathcal{E}_{Forward} \sim 20\%$ $\mathcal{E}_{Match} \sim 78\%$	$\mathcal{E}_{Velo3D} \sim 97\%$
Hardware Alignment	$\mathcal{E}_{Forward} \sim 13\%$ $\mathcal{E}_{Match} \sim 55\%$	$\mathcal{E}_{Velo3D} \sim 86\%$

- *PR efficiencies for “long” tracks*
 - *The degradation in finding efficiency is dramatic!*
 - *Forward and Match both provide long tracks*
- Main drop from software to hardware alignment*

$0.01/\text{fb}$

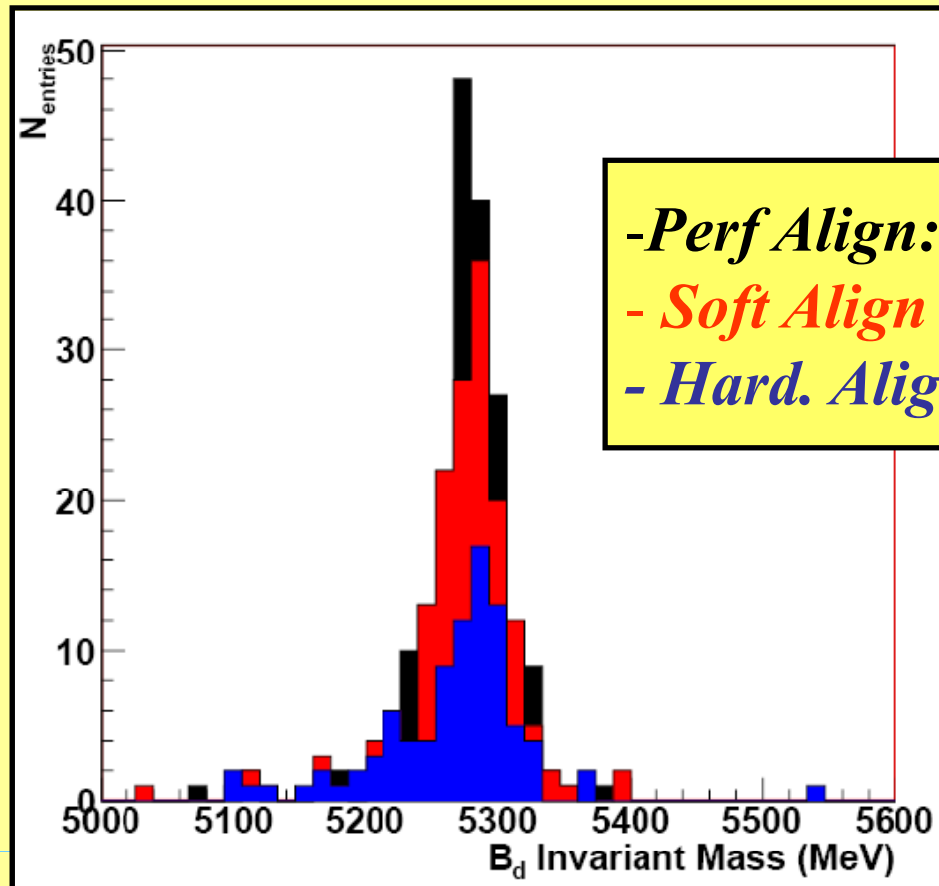
σ_p/p





0.01/fb

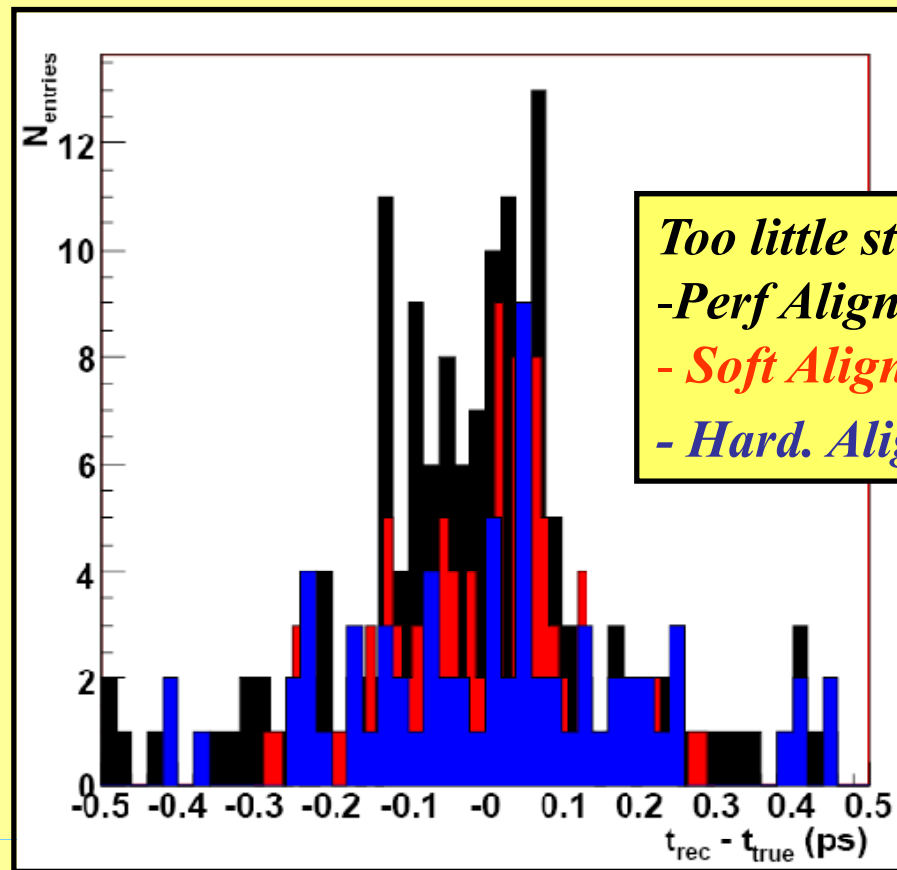
Mass distribution



- Perf Align: Gauss $\sigma \rightarrow 23\text{MeV}$
- Soft Align Gauss $\sigma \rightarrow 25\text{MeV}$
- Hard. Align Gauss $\sigma \rightarrow 36\text{MeV}$

0.01/fb

Proper time

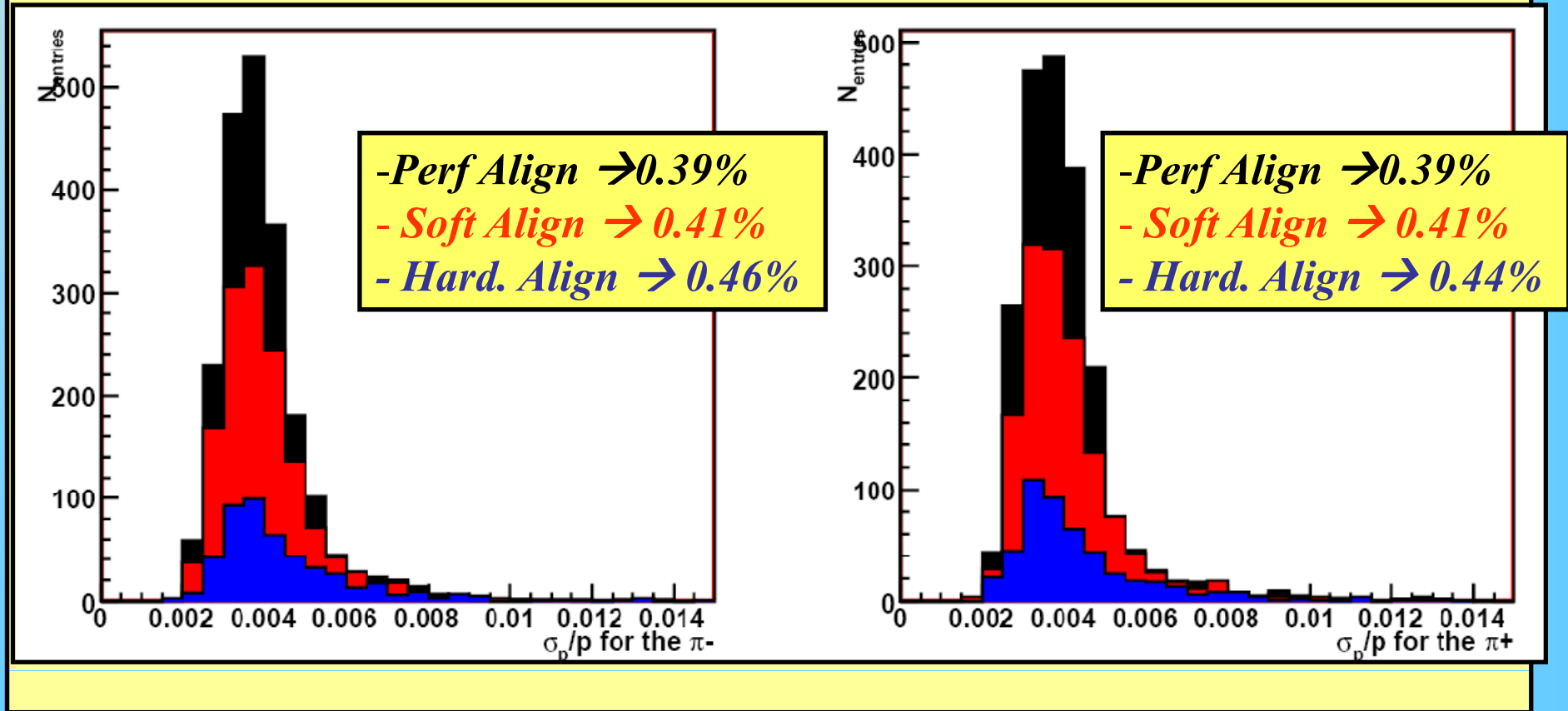


Too little statistics to perform fit
- Perf Align
- Soft Align
- Hard Align



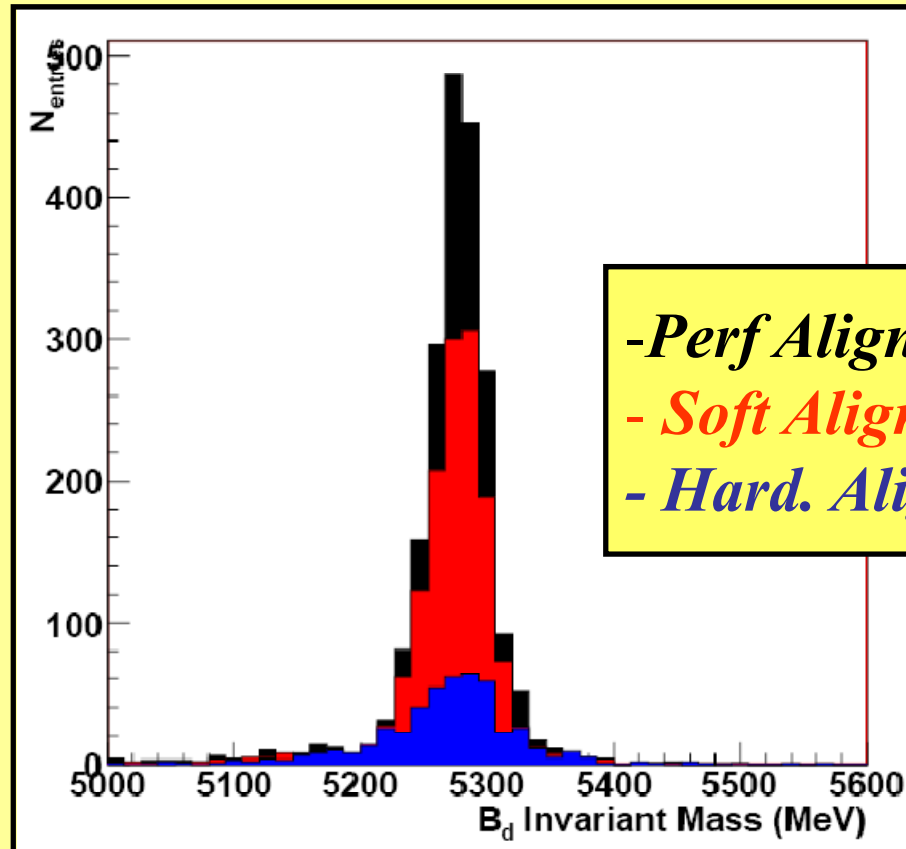
$0.1/fb$

σ_p/p



$0.1/fb$

Mass distribution

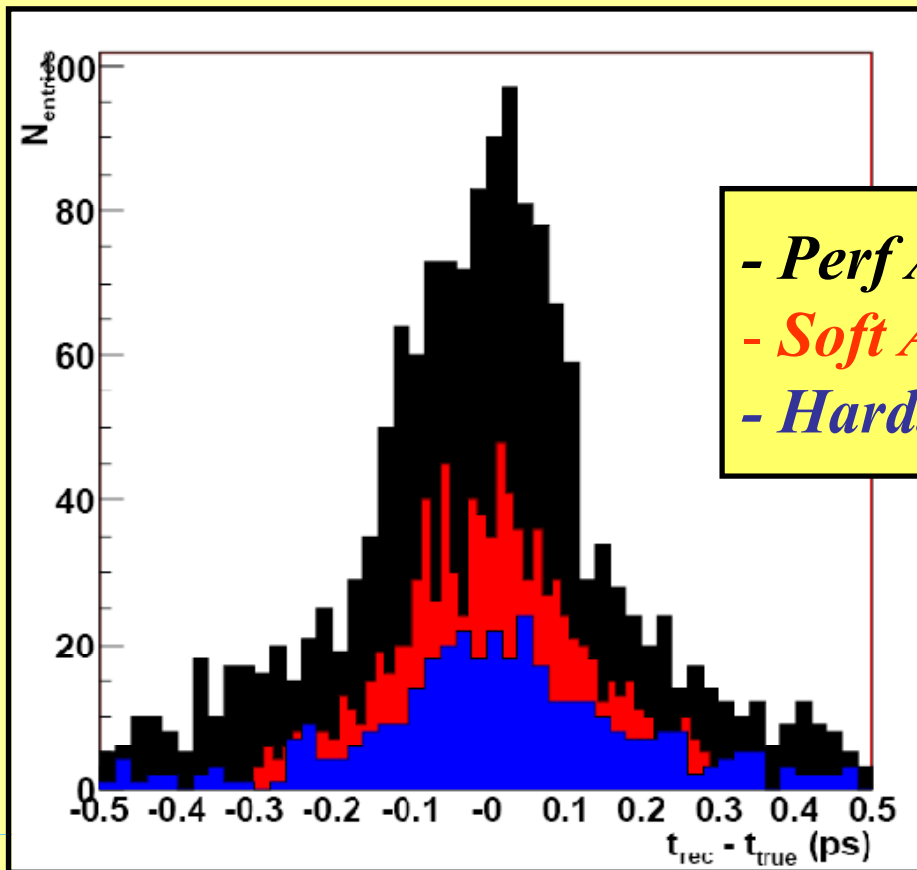


- Perf Align: Gauss $\sigma \rightarrow 23 MeV$
- Soft Align Gauss $\sigma \rightarrow 25 MeV$
- Hard. Align Gauss $\sigma \rightarrow 43 MeV$



0.1/fb

Proper time

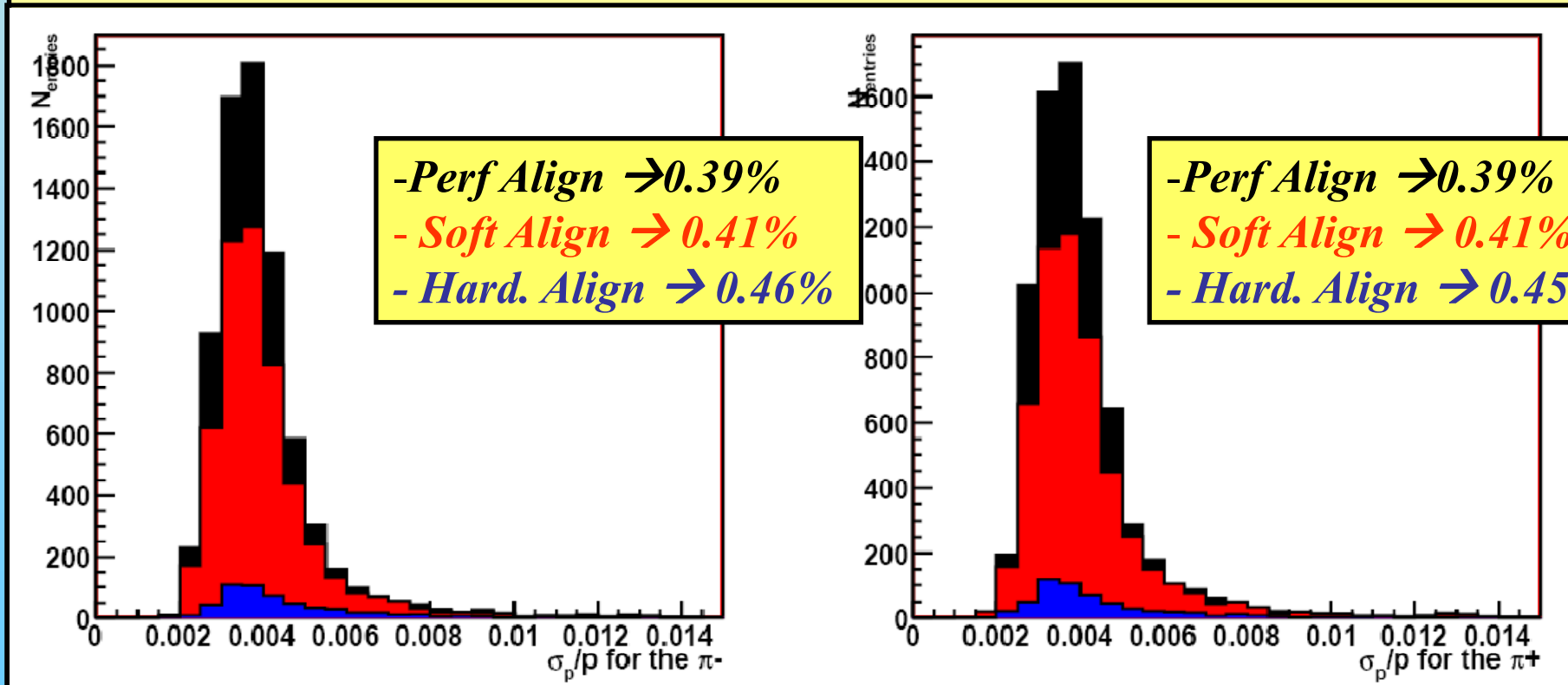


- *Perf Align*
- *Soft Align*
- *Hard. Align*



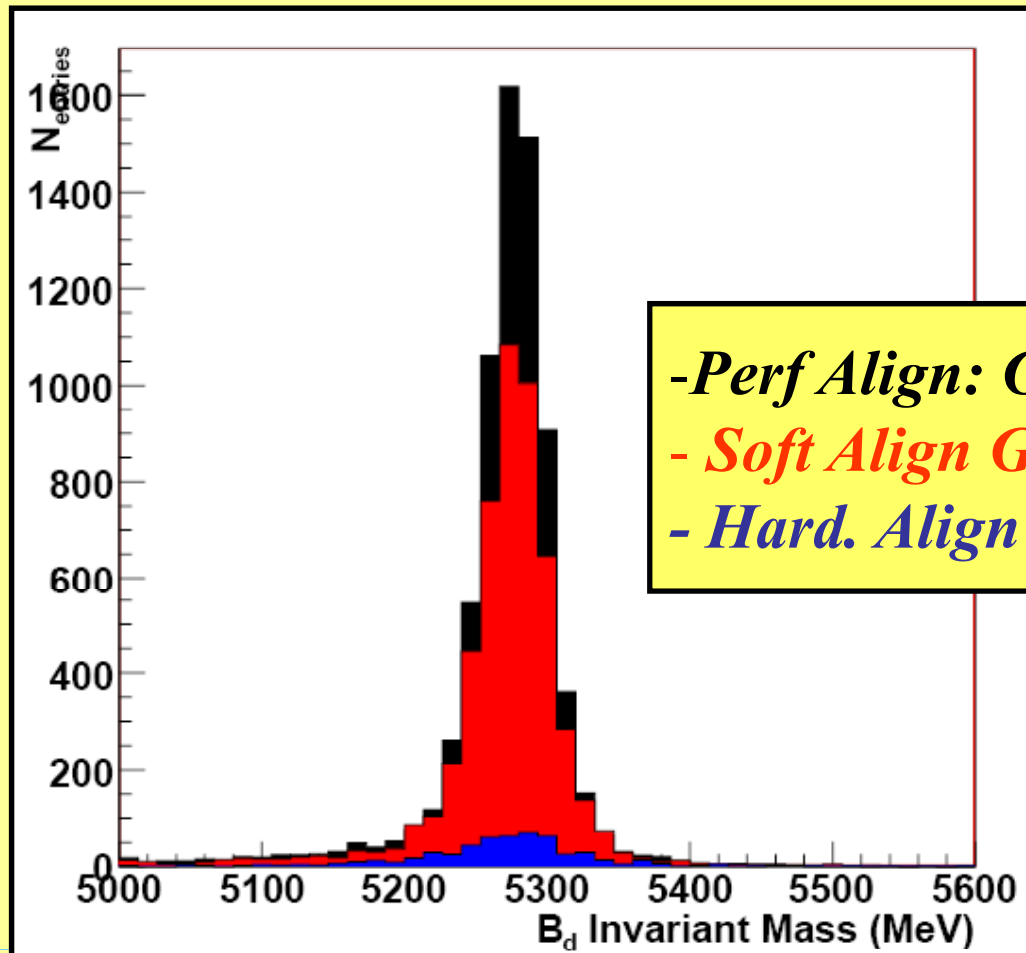
$0.5/fb$

σ_p/p



0.5/fb

Mass distribution

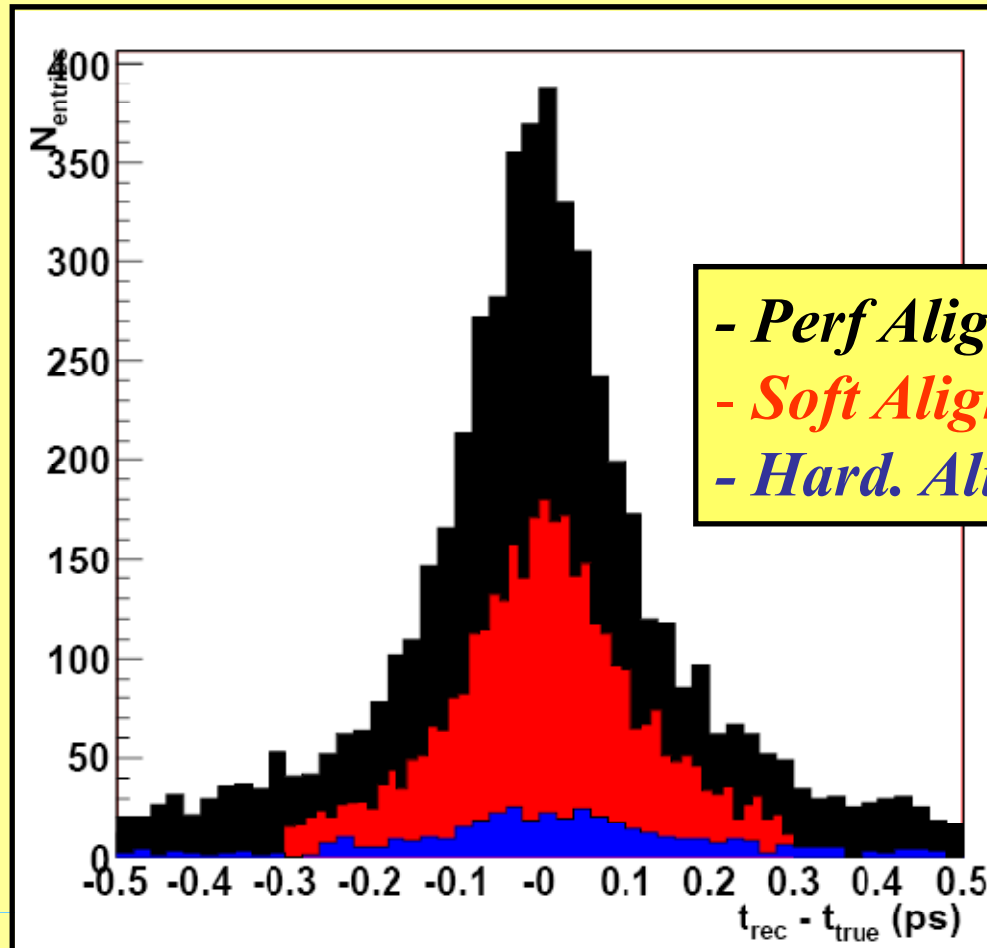


- Perf Align: Gauss $\sigma \rightarrow 23\text{MeV}$
- Soft Align Gauss $\sigma \rightarrow 26\text{MeV}$
- Hard. Align Gauss $\sigma \rightarrow 43\text{ MeV}$



0.5/fb

Proper time



- *Perf Align*
- *Soft Align*
- *Hard. Align*

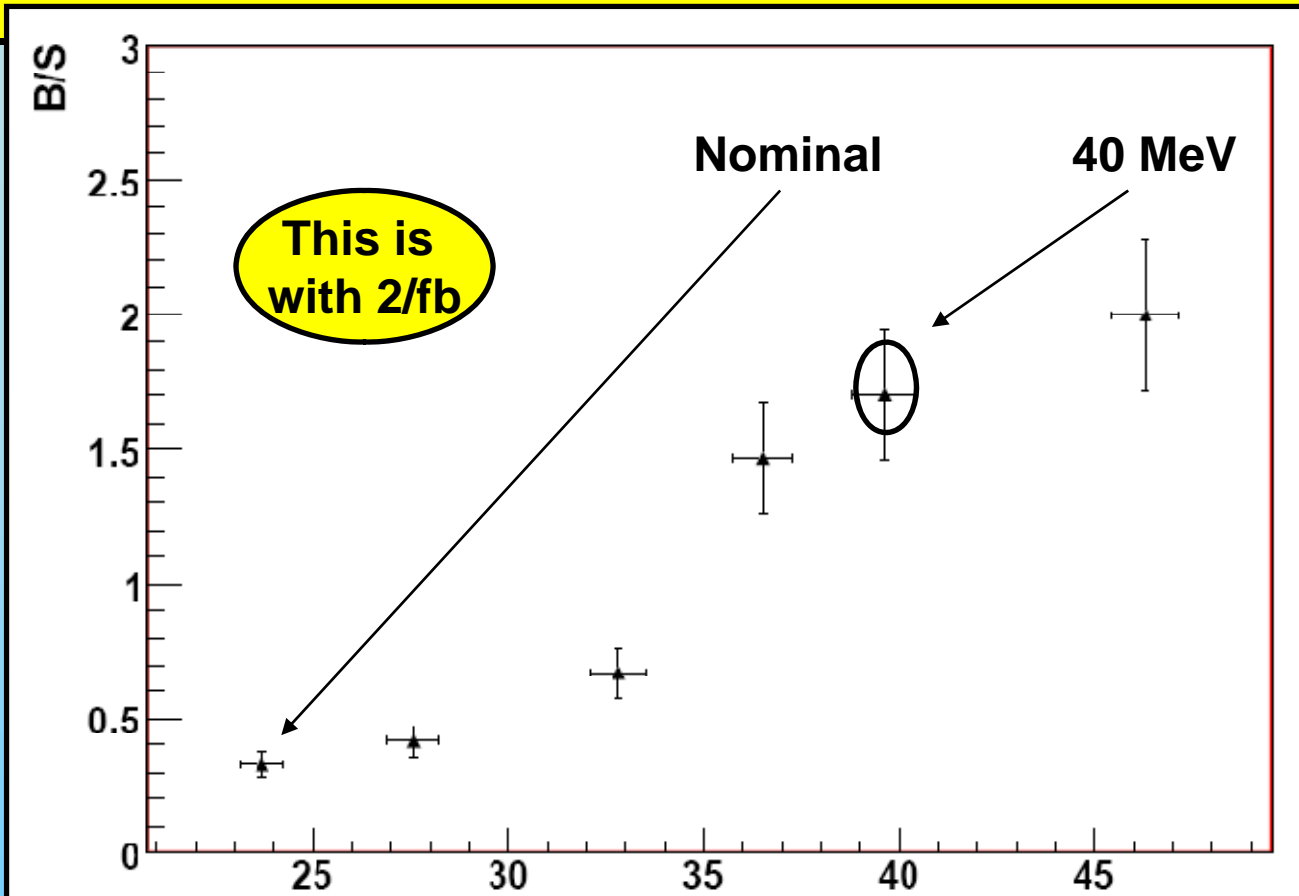


Outlook

- *What happens to the physics ?*
- *Main problem is significant loss of events*
 - *some tracks can probably be recovered with flexible PR algorithms (e.g. Match vs. Forward PR)*
- *Momentum and mass resolutions degrade fast as well*
- *Software alignment :*
 - *If we achieve the precisions we quote, reconstruction and physics performance suffer little*
- *Hardware alignment :*
 - *Mass resolution ~ 40 MeV is a very serious issue*
 - *see $B_s \rightarrow \pi K$ as an example*



$B_s \rightarrow \pi K$



- *Signal : $B_s \rightarrow \pi K$*
- *Background : $B_d \rightarrow \pi K$,*
separation only through mass resolution
- *Plot made through smearing studies*



Ongoing studies

J. Nardulli/E. Rodrigues/M. Gersabeck

- *Start with misalignments on the $B_d \rightarrow \pi\pi$
Start to look at effects on momentum/mass [IT/OT]
proper time [VELO]
Combined effects of Velo/T-Station misalignments*
- *Cross-check with other decays ($B_s \rightarrow \pi K$)*
- *Look at B/S ratio*
- *Effects on CP sensitivity*
- *Final effects after introducing (software) re-alignment*



Spares



Alignment details

- Software/Hardware alignments are 1/5 sigma
- Sigma:
 - VELO : 3 / 3 / 10 μm --- 1.0 / 1.0 / 0.3 mrad
 - OT : 50 / 0 / 100 μm --- 0.1 / 0.1 / 0.1 mrad
 - IT : 15 / 25 / 50 μm --- 0.1 / 0.1 / 0.1 mrad



Alignment details

- IT/OT Misalignment for layers
- Velo Misalignments for sensors
- Gaussian misalignments with a defined sigma for layers/sensors



Why ?

Pattern recognition efficiency

Perfect Alignment	$\mathcal{E}_{Forward} \sim 86\%$ $\mathcal{E}_{Match} \sim 81\%$	$\mathcal{E}_{Velo3D} \sim 97\%$ $\mathcal{E}_{Best} \sim 97\%$
Software Alignment	$\mathcal{E}_{Forward} \sim 20\%$ $\mathcal{E}_{Match} \sim 78\%$	$\mathcal{E}_{Velo3D} \sim 97\%$ $\mathcal{E}_{Best} \sim 96\%$
Hardware Alignment	$\mathcal{E}_{Forward} \sim 13\%$ $\mathcal{E}_{Match} \sim 55\%$	$\mathcal{E}_{Velo3D} \sim 86\%$ $\mathcal{E}_{Best} \sim 87\%$

- *PR efficiencies for “long” tracks*
- *The degradation in finding efficiency is dramatic!*